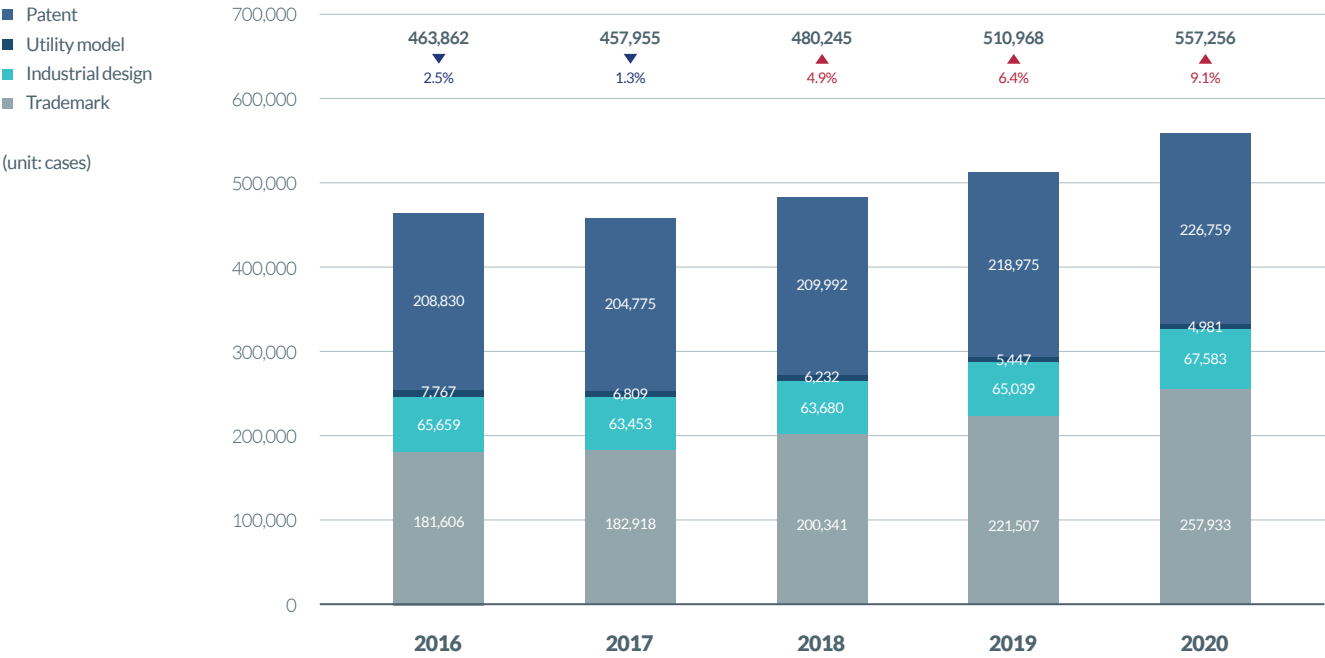


2020 IP Trends

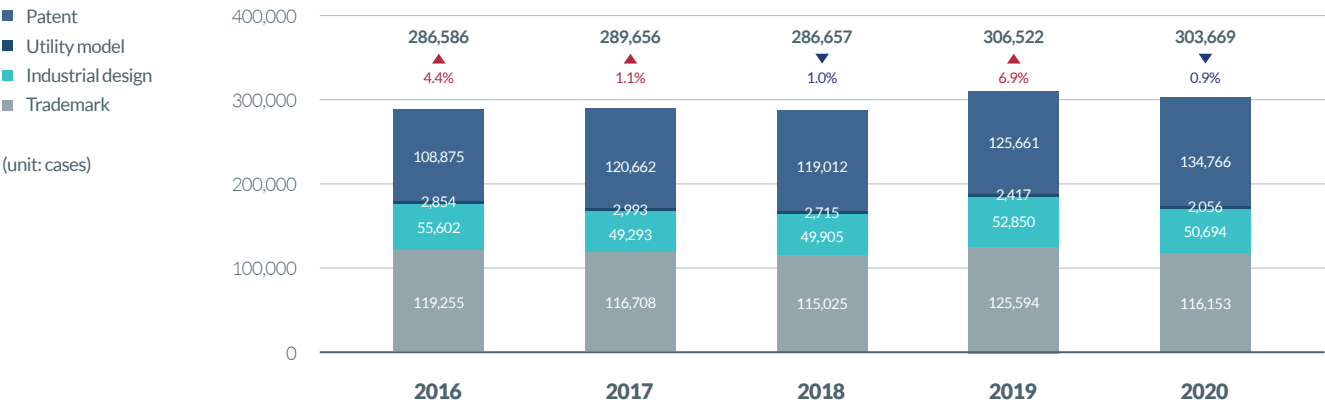
IPR Applications and Registrations by Year

IPR Applications

*Including PCT, Madrid, Hague international applications

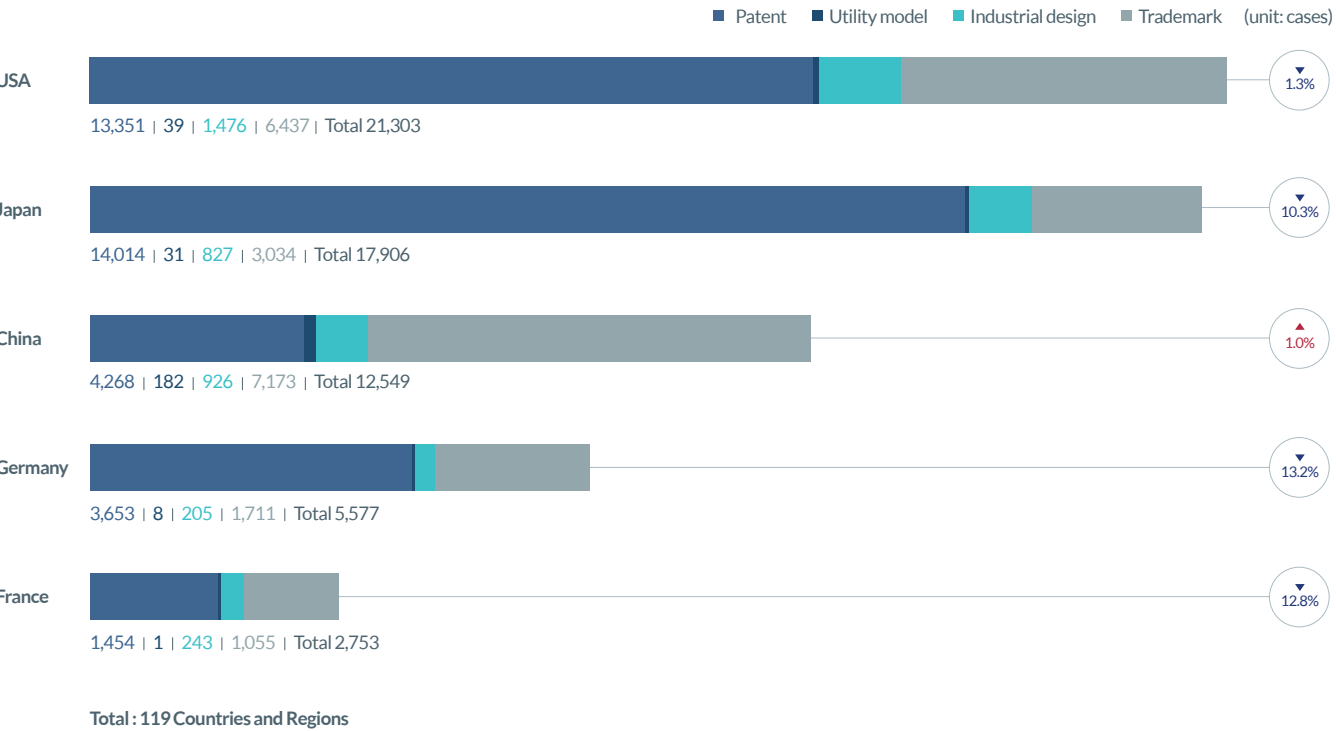
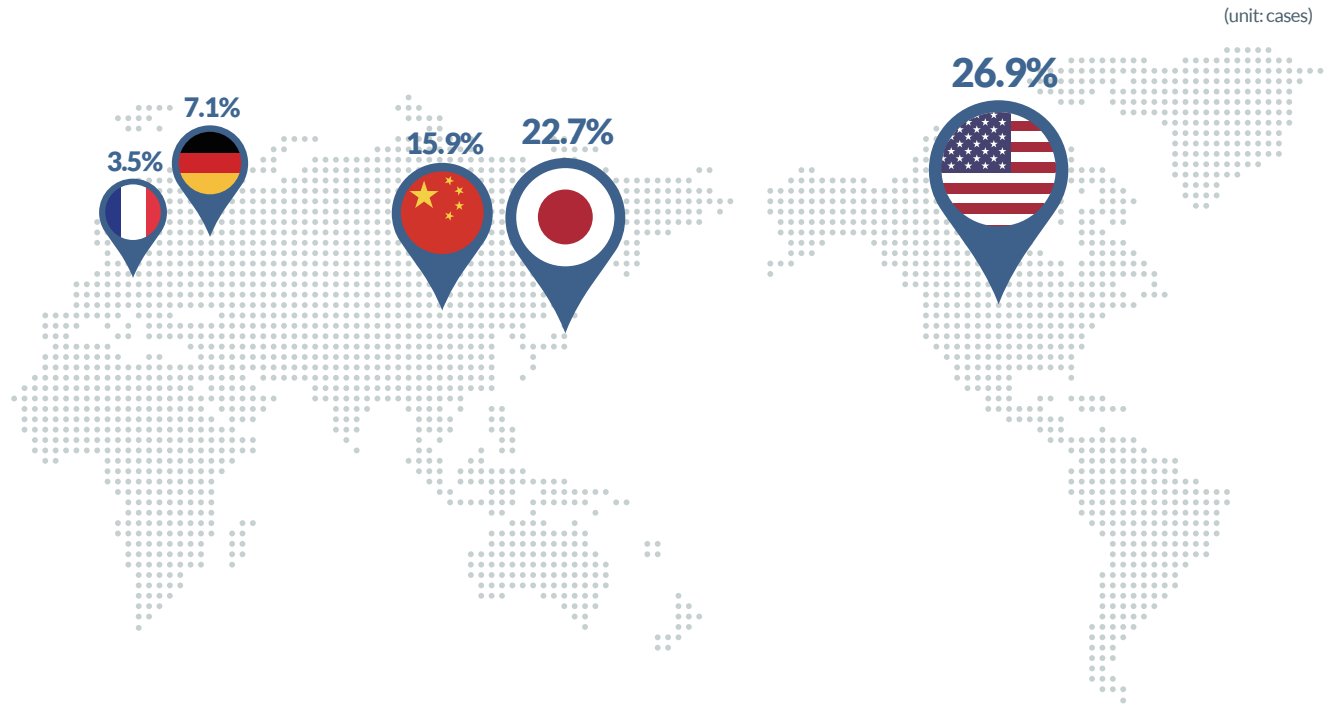


IPR Registrations





















Non-resident IPR Applications Filed at KIPO

Top 5 Countries



Top IPR Filing Domestic & Foreign Companies

Patent	1st.	2nd.	3rd.	4th.	5th.
Domestic	<div>SAMSUNG ELECTRONICS</div> <div>7,446 6,313 ▲17.9%</div>	<div>LG Electronics</div> <div>5,345 7,805 ▼-31.5%</div>	<div>LG Chem</div> <div>4,423 4,314 ▲2.5%</div>	<div>HYUNDAI</div> <div>3,000 2,893 ▲3.7%</div>	<div>SAMSUNG DISPLAY</div> <div>2,957 2,319 ▲27.5%</div>
Foreign	<div>TEL TOKYO ELECTRON</div> <div>623 559 ▲11.4%</div>	<div>TSMC</div> <div>603 483 ▲24.8%</div>	<div>SEI SEMICONDUCTOR ENERGY LABORATORY</div> <div>527 435 ▲21.1%</div>	<div>OPPO</div> <div>509 346 ▲47.1%</div>	<div>HUAWEI</div> <div>505 654 ▼-22.8%</div>
Industrial design	1st.	2nd.	3rd.	4th.	5th.
Domestic	<div>LG Electronics</div> <div>1,129 990 ▲14.0%</div>	<div>SAMSUNG ELECTRONICS</div> <div>788 741 ▲6.3%</div>	<div>CJ</div> <div>684 506 ▲35.2%</div>	<div>HYUNDAI</div> <div>289 216 ▲33.8%</div>	<div>주식회사지앤미</div> <div>265 65 ▲308%</div>
Foreign	<div></div> <div>197 278 ▼-29.1%</div>	<div></div> <div>140 143 ▼-2.1%</div>	<div>magic leap</div> <div>94 2 ▲4,600%</div>	<div></div> <div>74 24 ▲208%</div>	<div></div> <div>70 3 ▲2,233%</div>
Trademark	1st.	2nd.	3rd.	4th.	5th.
Domestic	<div>AMOREPACIFIC</div> <div>1,043 550 ▲89.6%</div>	<div>LG Household & Health Care</div> <div>809 946 ▼-14.5%</div>	<div>coupang</div> <div>767 562 ▲36.5%</div>	<div>하이트진로</div> <div>467 26 ▲1,696%</div>	<div>SM ENTERTAINMENT</div> <div>460 269 ▲71.0%</div>
Foreign	<div>Sanrio</div> <div>175 24 ▲629%</div>	<div>L'ORÉAL PARIS</div> <div>80 114 ▼-29.8%</div>	<div>kao</div> <div>75 74 ▲1.4%</div>	<div>Johnson & Johnson</div> <div>66 66 -</div>	<div>HUAWEI</div> <div>63 51 ▲23.5%</div>

2020

2019

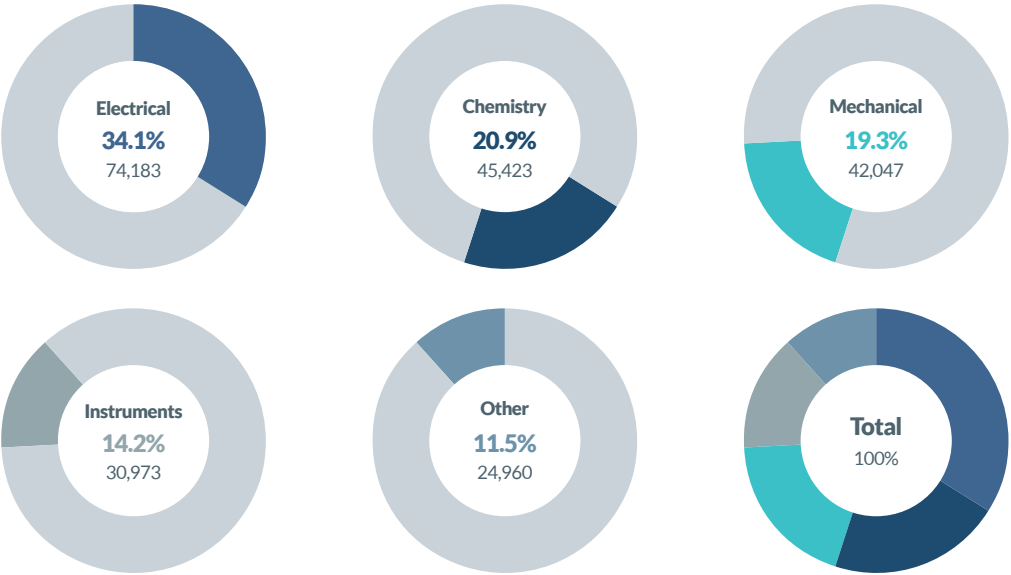
▲▼ Year-over-year comparison

(unit: cases)

Patent Applications by Technology

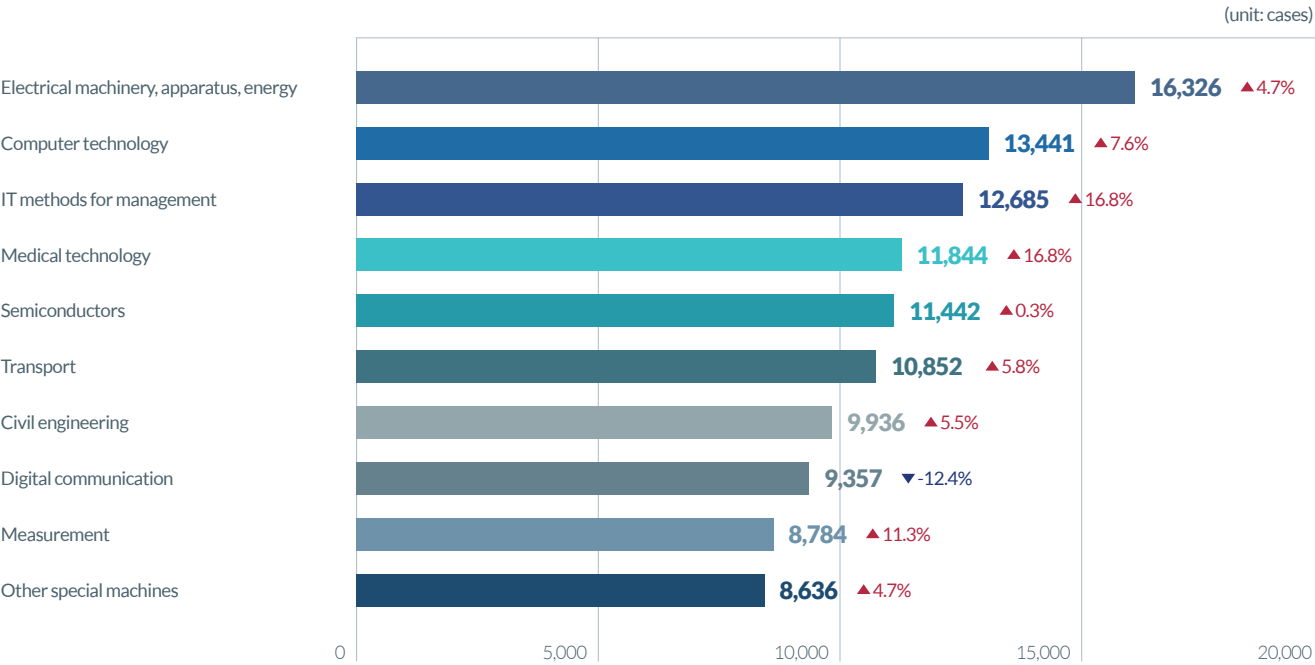
Top 5 WIPO Technology Fields

(unit: %)



Top 10 Technology Classifications

※ WIPO IPC-Technology concordance table (35 technology fields)



IP Application Trends Related to COVID-19 and Digital Economy

Change in Applications by Fields



Applications of 8 Fields by Applicant Type

